

The Admissions Process

Residential & Day
School

Step 1
Inquiry



Heartspring

Hello!

Thank you for reaching out to Heartspring. We look forward to sharing information with you about the Heartspring Therapeutic School program. We can't wait to work with you and get to know more about your child.

Heartspring is a Therapeutic Residential and Day School for students ages 5-22 with neurodevelopmental disorders with high support needs. Many of our students experience behavioral challenges that interfere with their academic, home, and community life.

Fortunately, the therapeutic world consists of many great programs. However, it may be overwhelming to try to distinguish one from another. Here are a few things that truly make Heartspring unique:

- 1. On-going data collection systems**
- 2. A focus on improving student communication with targeted goals and natural opportunities**
- 3. Structured Learning paired with Applied Behavior Analysis**

In this packet, you will learn more about the services we provide as well as the steps to take if you decide Heartspring may be a good fit for your child (and family) and want to explore Heartspring further.

If you have any questions, please contact the Admissions team at 316-634-8730 or admissions@heartspring.org.

We look forward to connecting with you!

Heartspring School Admissions Process

There are three steps in our admissions process. To do our best to alleviate any confusion and feelings of being overwhelmed, we have listed the steps you will be going through.

1. Inquiry

During this step, families and other providers learn about our program, gather information, and have discussions with our Admissions team. The inquiry phase also serves as a good screening tool to learn about expectations, determine if we are the right program option for your child, and for us to begin a collaborative working relationship together.

2. Application and Referral

A child can be referred to us by several different people, and often, the referral will come from a school district or other funding agency. Parents are also welcome to provide this information and may need to be working alongside their child's school district or other professionals in this process. Please note, confirmed funding is necessary early in this process.

To make a referral a completed Admissions Application will need to be submitted along with various records for our team to review. Details about the records we require and additional information about the admissions process can be found in Step 2.

In general, the additional records needed are from three domains:

- Education
- Behavior/Psychology
- Medical

3. Enrollment

Once your child has been accepted, a formal letter is provided via email.

- When an opening is available, an enrollment date will be offered (funding must be confirmed). If an opening is not immediately available, students with confirmed funding will be added to our waiting list. It is important to stay in regular contact with the Admissions team while on the waiting list. Enrollment offers are based on available openings in the classroom and group home, age of the student, and the best available fit according to the child's strengths, needs, IEP goals, etc. You will find more details about the enrollment process in Step 3.

Therapeutic Residential & Day School

Reducing Behaviors. Increasing Communication. Gaining Independence.

Heartspring is a Therapeutic Residential and Day School for students ages 5-22 with neurodevelopmental disorders with high support needs. Our school program is a unique educational setting that encompasses all areas of a student's life including:

- Education
- Residential Living
- Medical Care
- Speech-Language Pathology
- Occupational Therapy
- Behavior Services

School

Heartspring focuses on individual plans to give students the best chance for success through a variety of tools and hands-on instruction. Heartspring uses technology such as iPod data-collection, iPad apps, and SMART boards. Heartspring gives its students a wide variety of tools which allow them to grow and learn.

Home

Heartspring has nine group homes, including two off-campus homes for students who have gained additional life skills and require less staff support. In the homes, students learn various skills and activities of daily living such as cooking and laundry.

Heartspring Vocational Program

Heartspring offers a vocational training program for students. The Heartspring program was designed to assist Heartspring students with skills that could help them with employment. Classroom teachers provide pre-vocational skill training to build prerequisite skills for the more formal vocational program. Upon enrollment in the program, students receive introductory, technical, and application-level instruction following the Kansas Career Pathways model. This instruction occurs in the vocational training classroom and through school-based and community-based training internships. Specific program outcomes and individual skills checklists are measured for each student in each course. The goal of the program is that Heartspring students have a minimum of one repeatable skill that they can use to become employed as an adult.

Program Highlights

Augmentative and Alternative Communication

At Heartspring, increasing communication skills is a vital part of each student's program. Augmentative and Alternative Communication (AAC) is used with students who have limited functional communication to help them learn and participate in their educational program and in their community.

iPod/iPad Apps

An in-house technology provides a data collection system that allows professionals immediate access to raw data, graphs, and other student information that help determine progress, show trends and guide programming.

SMART Boards

As part of our technology initiative and accreditation plan, Heartspring School uses SMART Boards in the classrooms. SMART Boards improve students' means of accessing curriculum and expand students' ability to participate during instructional activities.

Multi-Tier System of Supports

Heartspring has its own Multi-Tier System of Supports (MTSS) created specifically for our students. These supports help each child be successful and allow teachers, behavior specialists, and other related service providers to make informed decisions. The system reviews strategies that teachers, behavior specialists, APE, speech therapy, and occupational therapy professionals use in the classroom to best meet the needs of the students.

Program Details

The **primary foci** of our program are to teach students to be safe, learn functional skills, and become as independent as possible. We design each student's behavioral and educational program based on his or her strengths, challenges, and needs. Programming is implemented in all environments (classroom, home, community) and supported by our psychology, therapy, and medical staff. Each student's program is highly individualized; based on an IEP and behavior intervention plan developed for the student and is developed in conjunction with active participation of the parents, the sending school district, and any other agency or organization that is involved in the care and treatment of the student.

We have 7-10 special education classrooms. Each classroom is staffed by a certified special education teacher. The average class size is eight students with a range of 6-10 students, depending on the student's age, abilities, needs, and classroom management considerations. In addition, the Heartspring School includes our Vocational Training Program, which is an

employment training classroom, a gymnasium for Adaptive Physical Education (APE), and a Music room.

School hours are Monday-Friday from 8:30 a.m. to 3:25 p.m. We feel that students learn in a variety of settings including direct classroom instruction and community-based activities, therefore, students participate in many outings and activities.

During the first 60 days of enrollment, team members will be assessing your child in all domains and then will write a Comprehensive Intake Report. This report will provide current information and a baseline for the Individualized Education Program (IEP) development.

The Heartspring School has nine group homes. There are seven on-campus homes and two off-campus homes. All new students begin in a home that is on-campus. It is very rare for two students to share a bedroom; however, if appropriate, this may be considered.

- Six of the on-campus group homes (G1 - G6) can house eight students, each in private bedrooms.
- The newest on-campus group home (G10) can house 12 students, each in private bedrooms.
- The off-campus group homes (G8, G9) can house four students in private bedrooms.

Each group home is staffed by a Home Supervisor, two Home Assistant Supervisors, and additional residential paraeducators. The group homes are appropriately staffed to meet the needs of all students. There may be occasional times when 1:1 staffing might be provided. However, this is not ongoing and based on various factors, therefore this is not always provided.

Students eat **breakfast and lunch**, Monday-Friday, in the school cafeteria. On evenings and weekends, and holidays, students eat in the dining room in the group homes.

Heartspring utilizes **certified and credentialed therapists** including occupational therapists, speech-language pathologists, and physical therapists when necessary. These therapists provide services to each student in accordance with their IEP. This includes writing goals, providing direct therapy, and training staff members in both the classroom and group home environments to ensure students carry out their goals additional times throughout the day.

The **Behavior Services Department** consists of Board-Certified Behavior Analysts (BCBA), Behavior Specialists, Behavior Technicians, and Autism Specialists. These professionals oversee all behavioral programming for students. This includes designing, training, and implementing the behavior intervention plan and analyzing the behavior data taken around the clock.

The **Medical Department** is comprised of a developmental pediatrician, a nurse practitioner, registered nurses, and certified medical assistants. In addition, Heartspring consults with a child

and adolescent psychiatrist and a pediatric neurologist. The medical staff is on campus, or on-call, 24 hours a day.

Heartspring is licensed by the Kansas State Department of Education and the Kansas Department of Children & Family Services. We are also approved by the US Immigration & Custom Enforcement's Student and Exchange Visitors Program (SEVP), giving us the ability to accept international students. Heartspring is also an approved out-of-state residential program in several other states.

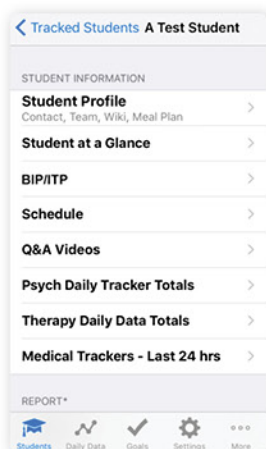
A Student's Comprehensive Team

- Adapted Physical Education Teacher
- Board Certified Behavior Analyst or Autism Specialist, and Behavior Specialist
- Certified Special Education Teacher
- Consulting Child and Adolescent Psychiatrist
- Consulting Pediatrician
- Consulting Pediatric Neurologist
- Home Supervisor and Home Assistant Supervisor
- Music Teacher
- Occupational Therapist
- Registered Nurse
- Speech-Language Pathologist

Data Collection

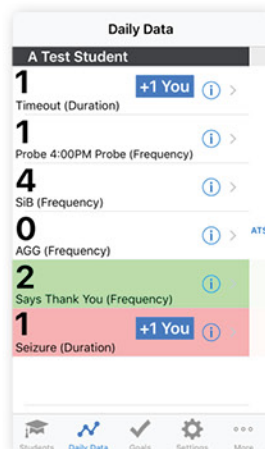
This real-time data collection system is beneficial to both students and staff. The application opens doors to better communication among team members and makes valuable information accessible by every staff member involved in a child's daily life.

The application is simple to use. Every aspect of a child's day is easily tracked by a series of taps. The data is instantly processed and available for professional staff to analyze. This technology gives direct care staff more time, improves analysis of each individual's education plan and improves effectiveness in programming.



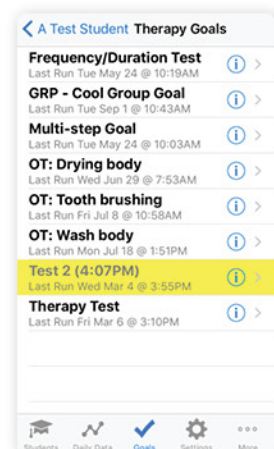
Student Info

Day-to-day information is available for each student. Information from schedules to emergency contacts to Behavior Intervention Plan (BIP) / Individualized Training Plan (ITP) is accessible through this app.



Track Behaviors

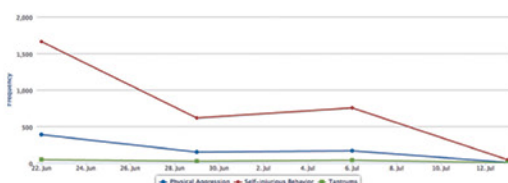
Multiple behaviors, like aggression and self-injurious behavior, can be tracked with a simple tap. Positive behaviors are also tracked for communication/speech goals and successful prompts, among others.



Track Goals

Staff can run and track various goals according to each student's Individualized Education Program (IEP). Professional staff can then access data to review progress over a period of time.

Student Behavior Data



Up-to-the-minute data is readily available for each child's team of behavior analysts, therapists, teachers and medical staff to analyze and improve programming. At most organizations, data is tracked by handwritten tally marks, which takes weeks to enter into a computer. This process creates "lag" time where professionals are analyzing old data for student programming. The Heartspring Technology Project has improved efficiency and resulted in better programming for our students.

Sample Student Classroom Schedule

Time	Monday	Tuesday	Wednesday	Thursday	Friday	Time
8:00	Breakfast Brush Teeth	Breakfast Brush Teeth	Breakfast Brush Teeth	Breakfast Brush Teeth	Breakfast Brush Teeth	8:00
8:30	Large Group: ELA: Unique Curriculum	MSE: STRUCTURED LEISURE: Address Sensory Needs	MSE: STRUCTURED LEISURE: Address Sensory Needs	MSE: STRUCTURED LEISURE: Address Sensory Needs	Choice Area: STRUCTURED LEISURE: IEP Goals	8:30
9:00	Large Group: Science: Early Science, Mystery Science & Brainpop	Large Group: SPEECH: Language and Social Skills Group	Large Group: ELA: Unique Curriculum	Large Group: ELA: Unique Curriculum	Small Group: SPEECH / OT: IEP Therapy Goals	9:00
9:30	Assessments	Assessments	Technology (computer, iPad or SMART Board): ELA/MATH: ABC Mouse	Technology (computer, iPad or SMART Board): ELA/MATH: ABC Mouse	Assessments	9:30
10:00	S128: Music	Small Group: SPEECH: Therapy w/ Holli 9:50 am Technology (computer, iPad or SMART Board): ELA/MATH: ABC Mouse	Assessments	Large Group: Science: Early Science, Mystery Science & Brainpop	MSE: STRUCTURED LEISURE: Address Sensory Needs	10:00
10:30	1-on-1 Direct Instruction: ELA: Reading Folders	Large Group: Science: Early Science, Mystery Science & Brainpop	Large Group: Science: Early Science, Mystery Science & Brainpop	Assessments	Technology (computer, iPad): MATH: Sheppard Software ABC Mouse	10:30
11:00	Gym: AdPE	1-on-1 Direct Instruction: ELA: Reading Folders	Small Group: SPEECH / OT: IEP Therapy Goals	Independent Area: PRE-VOC: vocational skills	1-on-1 Direct Instruction: MATH: Go Math!	11:00
11:25	Lunch Brush Teeth	Lunch Brush Teeth	Lunch Brush Teeth	Lunch Brush Teeth	Lunch Brush Teeth	11:25
12:00	Large Group: ELA: Story Time (SMART Board) or Small Group: ELA: Story Time (Journeys)	Large Group: ELA: Story Time (SMART Board) or Small Group: ELA: Story Time (Journeys)	Large Group: ELA: Story Time (SMART Board) or Small Group: ELA: Story Time (Journeys)	Large Group: ELA: Story Time (SMART Board) or Small Group: ELA: Story Time (Journeys)	Large Group: ELA: Story Time (SMART Board) or Small Group: ELA: Story Time (Journeys)	12:00

12:30	MSE: STRUCTURED LEISURE: Address Sensory Needs	1-on-1 Direct Instruction: ELA: News-2-You	1-on-1 Direct Instruction: ELA: Reading Folders	Choice Area: STRUCTURED LEISURE: IEP Goals	Independent Area: PRE-VOC: vocational skills	12:30
1:00	Choice Area: STRUCTURED LEISURE: IEP Goals	Large Group: SPEECH: Cooking Group - Therapy	1-on-1 Direct Instruction: MATH: Go Math!	Gym: AdPE	Large Group: SPEECH Therapy: SMART Board	1:00
1:30	Small Group: SPEECH / OT: IEP Therapy Goals	Gym: AdPE	Choice Area: STRUCTURED LEISURE: IEP Goals	1-on-1 Direct Instruction: MATH: Go Math!	1-on-1 Direct Instruction: ELA: Reading Folders	1:30
2:00	Technology: Math / ELA: SMART Table	Large Group: ELA: Unique Curriculum	Technology (computer, iPad or SMART Board): ELA/MATH: Sheppard Software	Technology (computer, iPad or SMART Board): ELA/MATH: ABC Mouse	1-on-1 Direct Instruction: MATH: Fraction Activities	2:00
2:30	1-on-1 Direct Instruction: MATH: Fraction Activities	1-on-1 Direct Instruction: MATH: Math Folders	Independent Area: PRE-VOC: vocational skills	1-on-1 Direct Instruction: ELA: News-2-You	Large Group: ELA: Unique Curriculum	2:30
3:00	On Campus Job: PRE-VOC: (Smash Cans)	On Campus Job: PRE-VOC: (Smash Cans)	On Campus Job: PRE-VOC: (Smash Cans)	On Campus Job: PRE-VOC: (Smash Cans)	On Campus Job: PRE-VOC: (Smash Cans)	3:00

Sample Student Weekday Group Home Schedule

Time	Sunday	Monday	Tuesday	Wednesday	Thursday
3:00	Direct	Snack	Snack	Snack	Snack
3:30	Snack	Independent Leisure	Independent Leisure	Independent Leisure	Wash Laundry /Independent Leisure
4:00	Large Group	Small Group	Outing	Small Group	Outing
4:30	Small Group	Direct		Direct	
5:00	Independent Leisure	Independent Work	Chores	Independent Work	Direct
5:30	Dinner	Dinner	Dinner	Dinner	Dinner
6:00	Independent work	Large Group	Large Group	Large Group	Large Group
6:30	Chores/Wash Laundry	Chores	Independent Work	Chores	Independent Work

7:00	Outing	Outing	Independent Work	Outing	Chores
7:30			Small Group		Small Group
8:00	Independent Leisure	Independent Leisure	Independent Leisure	Independent Leisure	Independent Leisure
8:30	Meds/Evening Routine	Meds/Evening Routine	Meds/Evening Routine	Meds/Evening Routine	Meds/Evening Routine
9:00	Bed	Bed	Bed	Bed	Bed

Sample Student Weekend Group Home Schedule							
Time	Friday	Time	Saturday AM	Time	Saturday PM	Time	Sunday AM
3:30	Snack	8:00	Morning Routine	3:00	Direct	8:00	Morning Routine
3:45	Independent Leisure	8:30	Meds	3:30	Snack	8:30	Meds
4:00	Small Group	9:00	Breakfast	4:00	Large Group	9:00	Breakfast
4:30	Direct	9:30	Direct	4:30	Small Group	9:30	Wash Bedding/Chores
5:00	Independent Work	10:00	Outing	5:00	Independent Leisure	10:00	Outing
5:30	Dinner	10:30		5:30	Dinner	10:30	
6:00	Large Group	11:00	Independent work	6:00	Independent Work	11:00	Independent work
6:30	Chores	11:30	Small Group	6:30	Chores	11:30	Small Group
7:00	Outing	12:00	Lunch	7:00	Outing	12:00	Lunch
7:30		12:30	Independent Leisure	7:30		12:30	Large Group
8:00	Independent Leisure	1:00	Large Group	8:00	Independent Leisure	1:00	Independent Leisure
8:30	Meds/Evening Routine	1:30	Chores	8:30	Meds/Evening Routine	1:30	Direct
9:00	Bed	2:00	Outing	9:00	Bed	2:00	Outing
9:30		2:30		9:30		2:30	

Next Steps



Step 1 – CURRENT PHASE

Inquiry



Step 2

Submit Admissions Application

Provide Records

Tour our Campus (may do this in Step 1 if preferred)

Acceptance Letter

Enrollment Date Offer



Step 3

Admissions Process Continues

Enrollment Date