



FY25

ANNUAL REPORT

PEDIATRIC OUTPATIENT CLINIC

THERAPEUTIC RESIDENTIAL
AND DAY SCHOOL



Heartspring

Building What's Next

In 2025, Heartspring took decisive steps to strengthen our foundation and accelerate our impact. We made clear progress across three critical areas: a unified direction and identity, measurable gains in operational excellence, and strengthened leadership and partnerships that position us for continued growth.

A Clear Path and a Shared Identity

We sharpened our focus by launching a 5-Year Strategic Plan alongside new vision and mission statements that clearly define who we are, who we serve, and where we're headed. Together, they provide a shared roadmap for advancing Heartspring as a Center of Excellence in Pediatric Neurodevelopment and ensure that our programs, people, and investments are aligned to meet both today's needs and tomorrow's opportunities.

Operational Excellence Driving Momentum

This year marked a meaningful acceleration in Heartspring's ability to deliver impact at scale and reflects the commitment and expertise of our teams.

Behind this progress is a more disciplined, data-informed approach to how we operate. By using data and insights more effectively, we are improving quality, strengthening outcomes, and identifying opportunities for continued growth across our Pediatric Outpatient Clinic, Therapeutic Residential & Day School, and organizational support services.

Together, these efforts contributed to our strongest financial position in more than five years. A solid financial foundation allows us to invest

confidently in our future, strengthen partnerships, and continue building momentum as we accelerate our work in service of those we support.



Strengthening Leadership and Expanding Our Impact

We continued to strengthen our leadership structure to support the organization Heartspring is becoming, including the addition of our first Chief Medical Officer. These infrastructure investments enhance clinical leadership, reinforce operational and program excellence, and support sustainable growth.

At the same time, strategic collaborations with Wichita State University, KU School of Medicine-Wichita, and nationally recognized experts are expanding the resources, research, and opportunities available across our organization. These partnerships advance innovation, attract talent and funding, and strengthen Heartspring's voice and influence as a leader in pediatric neurodevelopmental care and education.

Thank you for being part of this important work. The momentum we have built together positions Heartspring for continued growth and even greater impact in 2026 and beyond, as we advance our mission in service of children and families nationwide.

With gratitude,

Dan Soliday
President & CEO

2026-2031

Strategic Goal

Heartspring will re-emerge as a globally recognized Center of Excellence for Pediatric Neurodevelopment.

Objective 1

Establish an Inter-Professional Environment and Continuum of Care focused on assessment, diagnosis, and treatment for diverse pediatric neurodevelopmental conditions that traverses clinical care, therapeutic intervention, and special education.

STRATEGY 1.1

Strengthen Core Partnerships

Strengthen and sustain partnerships with WSU and KU Medical to cultivate an inter-professional environment.

STRATEGY 1.2

Optimize Programming

Develop, pilot and deliver programming that serves a full range of neurodevelopmental conditions.

STRATEGY 1.3

Build State-of-the-Art Facilities

Design and build state-of-the-art facilities to increase capacity and deliver best practices.

Objective 2

Establish the Institute for Research & Applied Learning in Pediatric Neurodevelopment concentrated on utilizing data-informed insights to advance programming, teaching, and evidence-based outcomes.

STRATEGY 2.1

Upgrade Technology Infrastructure

Build an integrated technology platform to facilitate data-informed decision making.

STRATEGY 2.2

Define a New Standard of Care

Develop industry-leading models that raise the bar in pediatric neurodevelopmental care.

STRATEGY 2.3

Improve Outcomes with Transformative Technologies

Embed cutting-edge technologies into the design and delivery of programming to drive better outcomes and more individualized care.



MISSION

Heartspring is a place of possibility for kids the world underestimates. We assess, diagnose, treat, educate and inspire children with neurodevelopmental needs.

VISION

Every child realizes their full potential.

VALUES

Excellence • Celebration • Leadership
Service • Possibility • Integrity

Heartspring at a Glance

JULY 2024 - JUNE 2025

Pediatric Outpatient Clinic

372

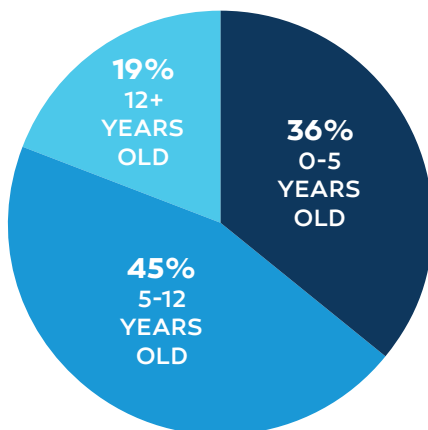
CLIENTS SERVED

36,986

APPOINTMENTS

43,749

THERAPY HOURS



AGES SERVED

Therapeutic Residential & Day School

73

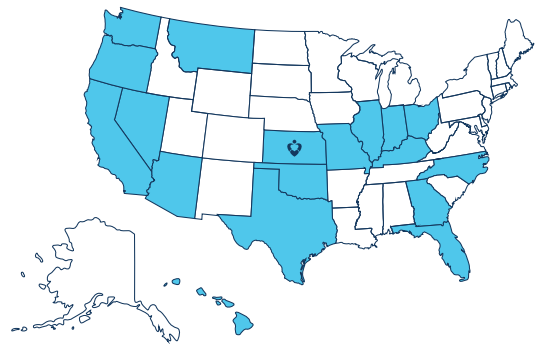
STUDENTS SERVED

60

AVERAGE DAILY CENSUS

7

KANSAS STUDENTS



18

STATES SERVED

Pediatric Outpatient Clinic

Children realize their full potential in communication, social interactions, mobility, and daily living.

Outcomes Highlights:

- Speech-Language Therapy
- Occupational Therapy
- Physical Therapy
- Behavioral Health Therapy
- Applied Behavior Analysis (ABA)

July 2024 - June 2025



Speech- Language Therapy

Our speech-language pathologists are trained to work with children with communication difficulties by using verbal language, sign language, and Augmentative and Alternative Communication (AAC) systems. They address articulation, receptive and expressive language, fluency, oral motor skills, and feeding.

253

CLIENTS SERVED

92% of these clients made progress on their therapy plan goals.

6,570

APPOINTMENTS

125 clients were discharged during this time with **40** reporting successful goals met; **85** discharged for various other reasons including family relocation, service no longer funded or client/family unable to attend.

3,746

HOURS OF THERAPY

86% of the discharged clients met goals at the time of discharge.

Occupational Therapy

Our occupational therapists focus on development areas such as visual motor, fine motor coordination, bilateral coordination, functional use of hands, general play skills, sensory processing, and activities of daily living to promote participation and independence.

48

CLIENTS SERVED

100% of these clients made progress on their therapy plan goals.

1,079

APPOINTMENTS

16 clients were discharged during this time with **14** reporting successful goals met; **2** discharged for various other reasons including family relocation, service no longer funded or client/family unable to attend.

628

HOURS OF THERAPY

100% of the discharged clients met goals at the time of discharge.

Physical Therapy

Our physical therapists focus on targeting and improving deficits in areas such as mobility, strength, range of motion, endurance, balance, coordination, and gross motor development.

49

CLIENTS SERVED

918

APPOINTMENTS

604

HOURS OF THERAPY

100% of these clients made progress on their therapy plan goals.

30 clients were discharged during this time with **23** reporting successful goals met; **7** discharged for various other reasons including family relocation, service no longer funded or client/family unable to attend.

100% of the discharged clients met goals at the time of discharge.

Behavioral Health Therapy

Our behavioral health professionals are skilled in treating a variety of childhood disorders and specialize in objective assessments, intervention recommendations, and goal-oriented individual and family therapy.

53

CLIENTS SERVED

821

APPOINTMENTS

804

HOURS OF THERAPY

100% of these clients made progress on their therapy plan goals.

43 clients were discharged during this time with **11** reporting successful goals met; **32** discharged for various other reasons including family relocation, service no longer funded or client/family unable to attend.

ARIONN'S STORY

Supporting Progress and Independence in Pediatric Physical Therapy

Heartspring partners with Wichita State University's College of Health Professions to provide cutting-edge physical therapy services to our clients, utilizing the latest techniques and providing unique learning opportunities for the next generation of PTs.

One of our clients in the Heartspring Pediatric Outpatient Clinic, Arionn, has difficulty walking, holding his neck up, and with muscle stiffness. After visiting other clinics offering occasional visits and limited strategies, Arionn's mom, Ariana, knew her son needed more support.

For Ariana, the difference Heartspring helped make was immediate. With coaching, strategies, and encouragement to support Arionn between sessions, they turn everyday routines into opportunities for progress. "Heartspring showed me a whole different light," Ariana shared.

"MRI results even show growth in his brain, and his improved muscle strength is helping protect his hips and spine for the future."

**RYLEIGH WILLIAMS, PT, DPT —
WICHITA STATE UNIVERSITY**

With more consistent support to build his strength and confidence, Arionn's making incredible progress. Our PT team helped Arionn receive a gait trainer loan as they continue to work on getting insurance to cover his mobility device, because progress shouldn't stop in the PT gym.

Our pediatric therapies can support children with every phase of their development, and the earlier children receive support, the better outcomes they can achieve.

Most importantly, Arionn is discovering the joy of movement — giggling as he walks to his mom and participates more fully in his environment. He's able to keep pushing for what's possible, and we're here to help him every step of the way.



**WATCH
ARIONN'S
STORY**

Applied Behavior Analysis

Our Applied Behavior Analysis (ABA) program uses evidence-based, individualized treatments to help children thrive. Our Board Certified Behavior Analysts (BCBAs) specialize in providing techniques to reduce challenging behavior. These services can include one-on-one therapy, parent collaboration, and social skills groups.

92

CLIENTS SERVED

27,538

APPOINTMENTS

37,922

HOURS OF THERAPY

100% of these clients made progress on their therapy plan goals.

47 clients were discharged during this time with **33** reporting successful goals met; **14** discharged for various other reasons including family relocation, service no longer funded or client/family unable to attend.

PARENT SATISFACTION SURVEY RESULTS

JULY 2024 - JUNE 2025

82%

understood and implemented recommendations and **witnessed their child's progress.**

86%

reported **positive experiences with the services** and felt their children were receiving the necessary support for their progress.

"Heartspring has been tremendous in helping our son. The progress he made would not have been helpful without your help. We are so thankful to have found you."

PEDIATRIC OUTPATIENT CLINIC PARENT

86%

expressed **satisfaction across various aspects**, including overall experience, engagement in their child's therapy sessions, and likelihood to recommend Heartspring to a friend.

86%

believe Heartspring **effectively addresses family concerns or their child's needs**, and a similar percentage observes tangible progress in their child's development through the services received.



OTTO'S STORY

Otto's Feeding Therapy Success Story

What should you do when your child struggles to eat? At Heartspring, we equip children and families with strategies to make mealtimes less stressful.

Once a typical eater, Otto's diet narrowed to bland, colorless, and brand-specific foods. He had difficulty staying at the dinner table during meals or even looking at non-preferred foods.

“Preparing food and feeding him meals became a burden. I knew for him to be healthy and strong that he needed help.”

MEGAN, OTTO'S MOTHER

Pediatric feeding therapy empowers children to develop better relationships with food by addressing their sensory and emotional barriers to eating. By creating a safe and supportive environment, feeding therapy

gives families the tools and strategies for a lifetime of meals and memories around the dinner table.

“Meals are becoming less stressful for the entire family,” said Megan.

Feeding therapy goes beyond getting children to eat what's on their plate. It can help them engage at mealtimes, try new things, prepare meals, and have fun with their food.

“If he's not ready to eat something, that's okay,” Nikki Bina, Clinical Director of Interdisciplinary Therapies, said. “We'll meet him where he's at each step of the way.”

We encourage parents and siblings to have a seat at the feeding therapy table, because

strategies introduced in sessions require structured support to rebuild children's relationship with food at every meal.

“Seeing Otto develop a positive relationship with food is amazing, and I am so grateful for his therapist and the knowledge and energy she possesses,” Megan said.



**WATCH
OTTO'S STORY**

Therapeutic Residential & Day School

Students improve behaviors, increase communication, and gain independence on an individual basis.

Outcomes Highlights:

- Applied Behavior Analysis (ABA)
- Vocational Training Programs
- English Language Arts
- Mathematics
- Occupational Therapy
- Speech-Language Therapy
- Adapted Physical Education

July 2024 - June 2025



HeartSpring's Therapeutic Residential & Day School is optimized for students with neurodevelopmental disabilities. We offer comprehensive support in academics, residential living, and therapeutic care. Utilizing a Multi-Tiered System of Support (MTSS) framework aligned with ESSA regulations, we adapt interventions to meet students' unique needs. Monthly progress data, analyzed by a dedicated MTSS committee, reflects students' advancements in behavior, academics, and therapy services. By emphasizing the importance of substantial progress aligned with Individualized Education Program (IEP) goals, we ensure a holistic approach to student success, promoting growth and independence.

Applied Behavior Analysis

56

STUDENTS EVALUATED

65.87%

OVERALL GOAL PROGRESS RATE

About 48% of students fell below this average, reflecting the diverse and complex nature of their learning needs.

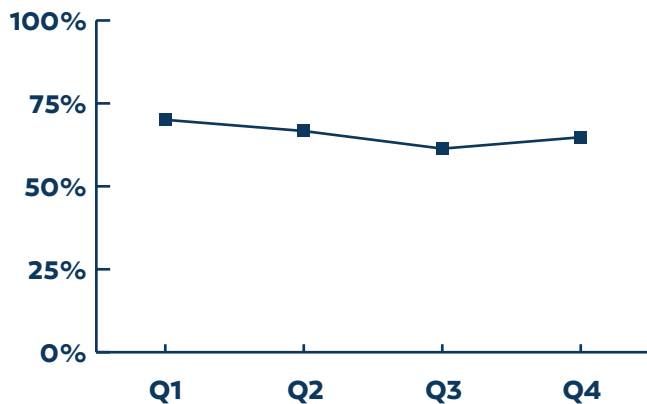
23

students showed solid progress **at or above 70%**, highlighting strong growth potential.

13

students demonstrated exceptional progress **at or above 90%**, meeting all or nearly all of their goals.

PROGRESS RATES



Vocational Training Programs

33

STUDENTS EVALUATED

76.67%

OVERALL GOAL PROGRESS RATE

19

students showed solid progress **at or above 70%**, highlighting strong growth potential.

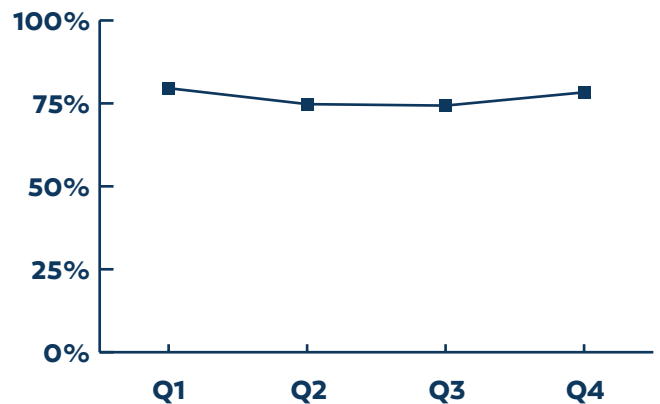
13

students demonstrated exceptional progress **at or above 90%**, meeting all or nearly all of their goals.

14

students fell below 70%, reflecting varied engagement levels.

PROGRESS RATES



TY'S STORY

A Family's Journey Navigating the Heartspring Therapeutic & Residential Day School



There were a lot of fears Ty's family had to consider when they enrolled him at Heartspring. "Who puts a nine-year-old out-of-state?" Kelly, his mother asked. "I struggled with the loss of control, the fear of how other parents might think of me, and how I felt about myself because I couldn't give him the help that he needed."

Ty's been at Heartspring for more than 12 years, with the support to address his challenges and the freedom to grow. According to Kelly, "He has a lot of personality and makes people laugh, but he has a lot of challenging behaviors."

It wasn't until she was in a meeting with a caseworker in his school district that she recognized how much they were struggling to function as a family.

"His self-injurious behavior was dangerous," Kelly said. "When you live with that day-to-day,

you almost become desensitized to it."

After this meeting, they started researching residential programs that would holistically address Ty's needs.

"I told the school district what I wanted, and they said it didn't exist," Kelly said. "I went in with low expectations, but when I came to Heartspring, I could envision him here being happy and successful."

On top of consistency across Ty's environments, she liked Heartspring's interdisciplinary approach when it came to his behavior plan and goals.

"When you're a parent at home, it's so hard to see progress because you're so focused on survival," Kelly said. "This is a place where they're actively tracking the progress he's making, and I can see it on a piece of paper."

While Heartspring may be farther away than Ty's family would like, it's opened doors they didn't realize were possible. Ty now flies home twice a year with a parent, calmly navigating airports and car rides thanks to skills from Heartspring — once unimaginable due to past behaviors his parents couldn't manage alone.

"We couldn't have made this kind of progress at home. It's all because he's here at Heartspring."

KELLY, TY'S MOM



WATCH TY'S STORY

English Language Arts

64

STUDENTS EVALUATED

83.79%

OVERALL GOAL PROGRESS RATE

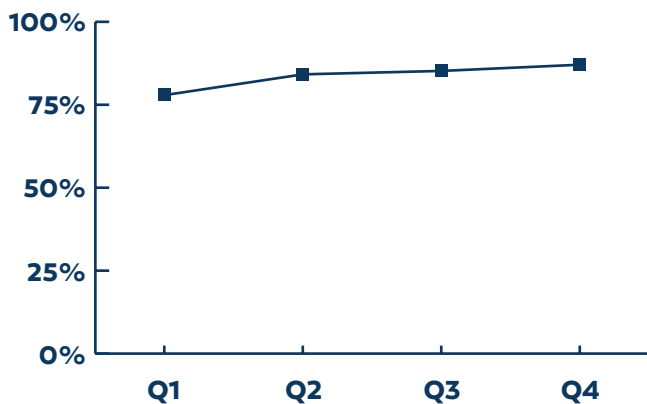
50

students showed solid progress **at or above 70%**, highlighting strong growth potential.

35

students demonstrated exceptional progress **at or above 90%**, meeting all or nearly all of their goals.

PROGRESS RATES



Mathematics

66

STUDENTS EVALUATED

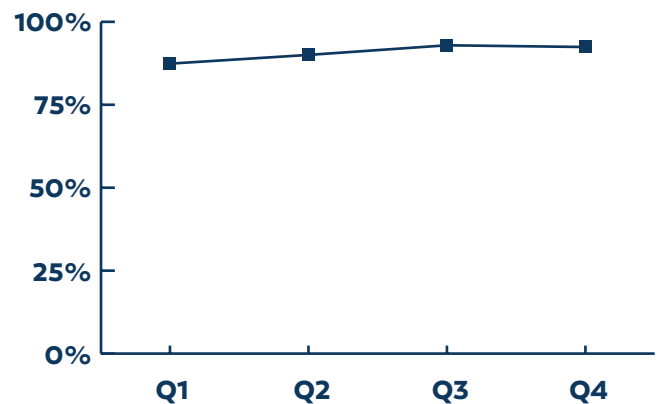
90.80%

OVERALL GOAL PROGRESS RATE

49

students showed solid progress **80% or higher**, highlighting strong growth potential.

PROGRESS RATES



SCHOOL SATISFACTION SURVEY RESULTS

95.6%

of parents/guardians believe Heartspring provides a caring environment and meets their child's needs.

100%

of school district representatives believe Heartspring provides a caring environment and meets their student's needs.

100%

of parents/guardians believe the Heartspring medical team meets the health care needs of their child.

96.4%

OVERALL SATISFACTION RATE

Occupational Therapy

50

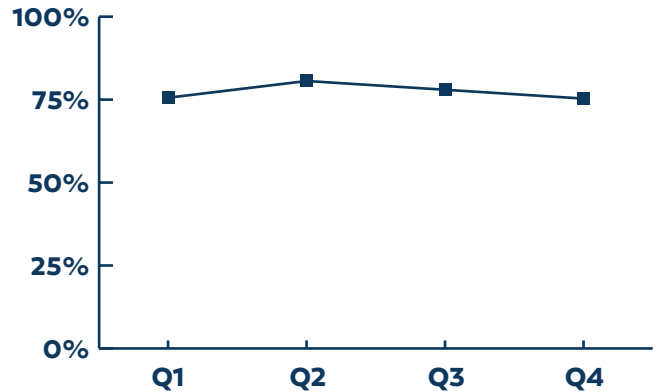
**STUDENTS
EVALUATED**

77.51%

**OVERALL GOAL
PROGRESS RATE**

- 28** students showed solid progress **at or above 70%**, highlighting strong growth potential.
- 18** students demonstrated exceptional progress **at or above 90%**, meeting all or nearly all of their goals.
- 18** students fell below the average, reflecting more complex therapy needs.

PROGRESS RATES



Speech-Language Therapy

58

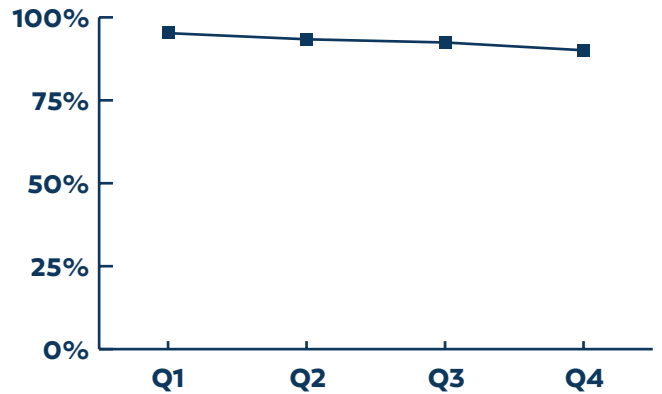
**STUDENTS
EVALUATED**

92.76%

**OVERALL GOAL
PROGRESS RATE**

- 41** students demonstrated exceptional progress **at or above 90%**, meeting all or nearly all of their goals.
- 4** students scored below 70%.

PROGRESS RATES



Adapted Physical Education

18

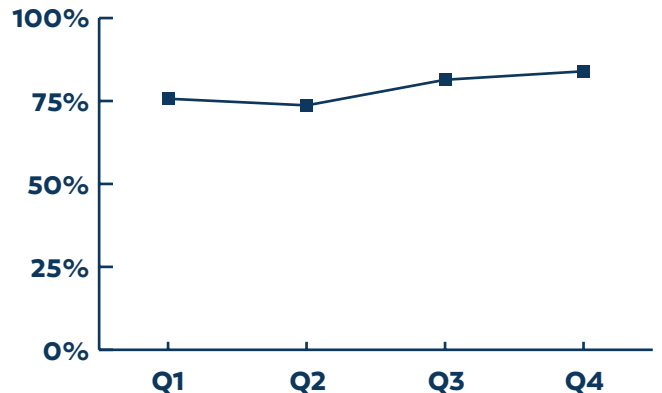
**STUDENTS
EVALUATED**

78.86%

**OVERALL GOAL
PROGRESS RATE**

- 12** students showed solid progress **at or above 70%**, highlighting strong growth potential.
- 9** students demonstrated exceptional progress **at or above 90%**, meeting all or nearly all of their goals.

PROGRESS RATES





TUCKER'S STORY

What Happens After a Student Graduates from the Heartspring Therapeutic Residential & Day School?

For 11 and a half years, Heartspring was Tucker's home away from home.

"The thought of moving our young, non-verbal son 700 miles away was overwhelming to say the least," said Brian, Tucker's dad. "But we knew this was where Tucker needed to be, and it was a relief to find a place that could help Tucker after feeling so lost."

At Heartspring, Tucker had the chance to grow and thrive, running through the halls, playing outside with staff and peers, and eventually taking the lead in community outings.

"When he first arrived, he struggled with frequent self-injurious behaviors and aggression," says Whitney Rassel, Tucker's former group home coordinator. "Over time, he developed the ability to self-regulate with minimal staff intervention."

With improved communication and leisure skills, Tucker applied the lessons

he learned at Heartspring to his adult placement. In the short time he's been away from Heartspring, his independence continues to grow as he gets more comfortable in his new environment — only an hour away from his parents!

"Heartspring was a blessing for Tucker and our family, Brian says. "The trips over the years took a toll on us and racked up mileage on vehicles. But we would not change that decision — ever."

We're so grateful that Heartspring could be a part of Tucker's family's journey and cherish the fact that they're a permanent part of our own story.



**LEARN MORE
ABOUT
TUCKER'S
STORY**



Former Heartspring Student Success Story

We recently had the joy of a former student returning to Heartspring to share his story with families gathered at our annual Family Weekend event!

Brandon Von Liski began his Heartspring journey nearly 30 years ago, and he's now a fierce advocate and dedicated volunteer in his home state of Illinois.

"Too much emphasis was being placed on my behavioral issues, and too little was being placed on the academic areas where I excelled," Brandon said. "With my home school district's limited resources, the emphasis was placed on my deficits, while my parents wanted a greater emphasis on my strengths."

Brandon provided a different challenge for our teachers, as most students needed a higher level of support, but Brandon needed more room to grow academically. Brandon even earned two high school diplomas from Wichita North High School and Springfield High School.

"We had to build trust, establish boundaries, hear what he wanted and needed, and reassure him that he was part of the team," his former teacher, Ruth Heppel Werner, said. "This team approach is true for all of the children, regardless of their abilities and communication skills."

Brandon's vocational opportunities through Heartspring at the Wichita Police Department, McConnell Air Force Base, and St. Francis Hospital helped prepare him for meaningful work and volunteer positions after graduation. For 22 years, he's been a paid clerical assistant with SPARC, his home agency in Springfield. He also works as a page in the Illinois House of Representatives, connecting with people across the political spectrum to advocate for himself and others with disabilities.

"My path may not look like everyone else's, but it shows what's possible when people with disabilities get the right support," Brandon said. "I'm deeply grateful to the staff, my peers, and my family for believing in me and supporting me every step of the way."



Success Beyond the Classroom

Often, students with neurodevelopmental disorders leave school unprepared for further education, employment, and independent living in the community, but our Student Enrichment Program in the Heartspring Therapeutic Residential & Day School works to bridge the gap between classroom skill-building and real-world application.

We provide:

- Art
- Music
- Adapted Physical Education
- Vocational Training
- Community Outings

These activities improve students' cognitive skills and behavioral regulation, increasing their self-esteem, confidence, and community participation.

Students transform their challenges into achievements, prepare for life after graduation, and participate with their peers, families, and the community at large.



**Fred F. Berry Jr.
Spirit of Giving**
Janice Zerbe



**Dr. Palmer Excellence in
Healthcare - Practitioner**
Dr. Trisha Self



Recognizing Our Generous Supporters

We were honored to host a recognition breakfast to celebrate our board members, donors, community partners, impact partners, clinicians, and staff who help Heartspring open new doors to innovative care.

Together, we are shaping a world where every child — regardless of diagnosis or difference — has the opportunity to learn, grow, and thrive.



**Dr. Palmer Excellence in
Healthcare - Clinician**
Dr. Cassie Karlsson



**Heartspring Strong
Employee Giving Award**
Kyle Harvey

2025 Values Ambassador of the Year Coach Robert Reynolds



Values Ambassador of the Year

At Heartspring, we value celebration, leadership, excellence, service, integrity, and possibility.

Recognizing our Values Ambassadors of the Year is about more than celebrating individual achievements — it's about honoring the very spirit of Heartspring. These employees bring our values to life every day, modeling compassion, integrity, and leadership; inspiring those around them.



2024 Values Ambassadors of the Year Cora Gouldner, Whitney Rassel, & Kaylyn Standfast



Consolidated Statement of Activities

Years Ended June 30, 2025; 2024; 2023; and 2022

	2025	2024	2023	2022
Revenue, Gains, and Other Support				
Fees	\$ 25,756,712	\$ 24,000,866	\$ 23,959,195	\$ 24,044,097
Contributions	1,584,853	1,316,331	935,036	1,917,211
Legacies and Bequests		-	-	250,000
Investment Return	1,160,882	1,701,780	1,178,619	(1,498,126)
Change in assets held by Wichita Community Foundation	369,230	513,898	309,086	(682,726)
Contributions of nonfinancial assets	214,047			
Paycheck Protection Program		-	-	-
Other	201,802	206,809	172,730	168,871
Total Revenue, Gains, and Other Support	\$ 29,287,526	27,739,684	26,554,666	24,199,327
Expenses				
School	20,536,201	19,845,622	20,961,478	21,811,689
Outpatient Services	4,182,989	4,365,935	3,719,616	4,595,249
Total Program Services	\$ 24,719,190	24,211,557	24,681,094	26,406,938
Management and General	3,379,181	1,991,836	1,416,216	1,493,284
Fund Raising	1,013,049	774,751	559,257	721,526
Total Expenses	\$ 29,111,420	26,978,144	26,656,567	28,621,748
Change in Net Assets	176,106	761,540	(101,901)	(4,422,421)
Net Assets, Beginning of Year	36,926,932	36,165,392	36,267,293	40,689,714
Net Assets, End of Year	\$ 37,103,038	36,926,932	36,165,392	36,267,293



Consolidated Statement of Financial Position

Years Ended June 30, 2025; 2024; 2023; and 2022

		2025	2024	2023	2022
Assets					
Cash and cash equivalents	\$	1,430,682	\$ 1,206,055	\$ 2,279,080	\$ 2,160,053
Accounts receivable, net of allowance		4,073,554	4,417,823	2,987,972	2,948,965
Prepaid expenses and other		822,789	587,637	553,497	448,651
Investments		12,486,071	13,693,613	12,798,758	12,885,352
Contributions receivable		209,500	-	52,083	302,350
Interest in assets held by Wichita Community Foundation		2,901,033	5,031,803	4,979,904	4,670,818
Property and equipment, net of accumulated depreciation		18,560,833	14,095,718	14,424,964	14,911,967
Total Assets	\$	40,484,462	39,032,649	38,076,258	38,328,156
Liabilities and Net Assets					
Liabilities					
Accounts payable		224,789	314,682	362,611	302,398
Accrued compensated absences		447,034	436,636	401,156	424,465
Other accrued expenses		1,398,282	1,354,399	1,147,099	1,307,157
Deposits and advances		12,500	-	-	26,843
Long-term Debt		1,298,819			
Total Liabilities	\$	3,381,424	2,105,717	1,910,866	2,060,863
Net Assets					
Without donor restrictions		29,986,786	29,347,847	29,649,889	30,475,178
With donor restrictions					
Purpose restriction		4,187,631	4,650,464	3,586,882	2,863,494
Perpetual in nature		2,928,621	2,928,621	2,928,621	2,928,621
Total Net Assets	\$	37,103,038	36,926,932	36,165,392	36,267,293
Total Liabilities and Net Assets	\$	40,484,462	39,032,649	38,076,258	38,328,156



**Heartspring is accredited by
CARF International for its
Pediatric Outpatient Services
and Therapeutic School's
Residential Program.**

